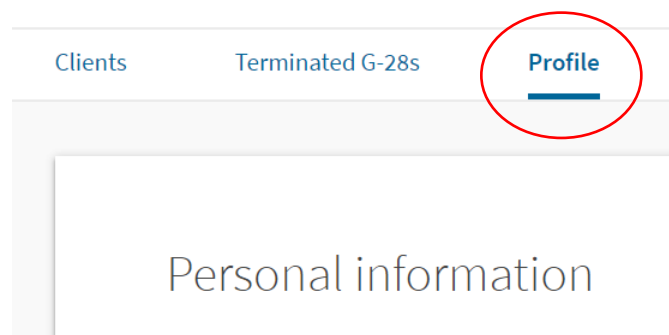


Change Your Two-Factor Authentication Choice

1. Login to your myUSCIS account. Go to Profile.



2. Scroll down to **Contact information** and click on **update email address**.

Contact information

Email address
canastasio@aila.org

[Update email address](#)

Mobile phone number
We have no verified mobile phone number on record for you.

[Update mobile phone number](#)








Daytime phone number
[\(202\) 507-7624](#)

Fax number

Notification preferences
Email

3. Look for **Two-factor authentication** and click on **edit** to the right of it.

Edit Account

Primary Email	canastasio@aila.org	 Edit
Recovery Email	None	 Edit
Change Password	*****	 Edit
Two-Step Verification	Authentication App	 Edit
Mobile Phone	None	 Edit
Password Reset Questions		 Edit
Backup Code		 View/Edit

Done Editing My Account

4. The **Two-step Verification Method** field will appear, with what method of two-factor authentication you chose when you created the account selected. Click on the method you wish the change it to (in our example, **email**) and click **Submit** at the bottom.

Two-Step Verification Method

Every time you log in, you will be given a verification code. What is your preferred method to receive your verification code?

- ☐ **Use an Authentication App**
Retrieve codes from an authentication app (such as Authy or Google Authenticator) on your mobile device.

What is an Authentication App?

- ☐ **SMS Text Message**
Receive a text message to your mobile device when signing in.

- ☒ **Email**
Receive an Email when signing in.

5. The system will then test that new method you have selected by sending you a code to it (here email). If you choose email, you have ten minutes to put the code in. (Do not use your previous method—for example, your authentication application—to authenticate on this one. It won't work and the system will lock you out for ten minutes after three tries.)



U.S. Citizenship and Immigration Services

Your two-step verification method has been set. Please confirm that it works.

Enter your verification code

A verification code has been sent to canastasio@ailla.org. Please enter the code that you received. If you do not receive the code in 10 minutes, please [request a new verification code](#).

The email will look like this and **the code** can be copied and pasted into the websites two-factor authentication field.

Secure two-step verification notification



MyAccount@uscis.dhs.gov
To: Charity Anastasio



9:33 AM

You have requested a secure verification code to log into your USCIS Account.

Please enter this secure verification code: 11668826

If you are not attempting to log into USCIS, please go to <https://myaccount.uscis.gov/users/edit> to reset your password and review your security settings.

Please be aware that this update might require your immediate attention.

PLEASE DO NOT REPLY TO THIS MESSAGE

6. The edit account information will reflect the change you made.








Edit Account

Primary Email	canastasio@aila.org	Edit
Recovery Email	None	Edit
Change Password	*****	Edit
Two-Step Verification	Primary Email	Edit
Mobile Phone	None	Edit
Password Reset Questions		Edit
Backup Code		View/Edit

Done Editing My Account

7. You may then need to change the Primary Email to the one you want all login authentication requests to go to. Find **Primary Email** in the list and select **Edit** to the right of it.

Edit Account

Primary Email	canastasio@aila.org	 Edit
Recovery Email	None	 Edit
Change Password	*****	 Edit
Two-Step Verification	Primary Email	 Edit
Mobile Phone	None	 Edit
Password Reset Questions		 Edit
Backup Code		 View/Edit

Done Editing My Account

8. Put the email in and your **Current Password**. Select **Update Email**.

Change Your Email

You must provide your email address below if you are the one who is filing a form online, submitting an online request, or tracking a case.

Email

canastasio@aila.org

Current password

Update Email

[Cancel](#)