

**myUSCIS copy deck**

**I-90 Application to Replace Permanent Resident Card**

**OMB control number 1615-0082**

**Baseline version:** concluded 10/31/2017

**Edits in support of:** USCIS Final Fee Rule

[link to ICR in reginfo.gov](#)

**Final Fee Rule - edits made**

**I-90 INTERACTIVE FORM COPY: QUESTIONS, INSTRUCTIONAL AND**

---

---

**Heading**

**Sub-Heading**

**Application to Replace Permanent  
Resident Card**

**Before you start your application**

**Eligibility**

**Fee**

**Filing online**

**Documents you may need**

**After you submit your application**

**Track your case online**

**Respond to requests for information**

**Provide your biometrics**

**Receive your card**

---

**Completing your form online**

**Complete the Getting Started section first**

**Provide as many responses as you can**

**We will automatically save your responses**

**How to continue filling out your form**

**USCIS Privacy Act Statement**



## Security reminder

HELP TEXT, AND OTHER COPY

**Sub-Heading**





## Delivery Information

---





Y

---

---

**Current Body Text**

The application (I-90) is used to replace or renew a Permanent Resident Card (formerly known as the Alien Registration Card or referred to as the Green Card).

Submit this application if your Green Card:

- Has expired
- Will expire
- Was lost, stolen, or destroyed

A Green Card is proof of your permanent resident status in the United States. It also serves as a valid identification document and proof that you are authorized to live and work permanently in the United States.

You may be eligible to apply to replace your Green Card if you are a:

- Lawful permanent resident
- Permanent resident in commuter status
- Conditional permanent resident whose current Green Card will not expire in the next 90 days

If you are a conditional permanent resident and your Green Card has expired or will expire in the next 90 days, you will need to file a Petition to Remove Conditions on Residence (I-751) to remove the conditions on your card.

We will automatically calculate the cost for you when you submit your application.

The application fee is \$540. This includes the \$455 standard fee plus an \$85 biometrics service fee. You do not have to pay the application fee if:

- Your previous card was issued but never delivered
- Your card was incorrect because of a Department of Homeland Security (DHS) error

If you are 14 years old and your card will expire after your 16th birthday, you only have to pay the \$85 biometrics fee.

Learn more about [filing a fee waiver](https://www.uscis.gov/feewaiver). [Form Overview Page](#):

#### Refund Policy

USCIS does not refund fees, regardless of any action we take on your application, petition or request.

By continuing this transaction, you acknowledge that you must submit fees in the exact amount and that you are paying the fees for a government service. You further agree that the filing fee, biometric fee, and any other paid costs related to this financial transaction are final and not refundable.

Please refer to the instructions for the form(s) you are filing for additional information or you may call the USCIS Contact Center at 800-375-5283. For TTY (deaf or hard of hearing) 800-767-1833.

Submitting your form online is the same as mailing in a completed paper form. They both gather the same information and cost the same.

We will automatically determine which documents you should provide us as you fill out your application.

After you submit your form, you can track its status through your USCIS account. Sign in to your account often to check your case status and read any important messages from USCIS.

If we need more information from you, we will send you a Request for Evidence (RFE) or Request for Information (RFI). You can respond to our request and upload your documents through your USCIS account.

A few weeks after you submit your application, we will contact you to schedule an appointment at an Application Support Center near you. At the appointment, we will get your fingerprints, photograph, and signature.

Once your application is approved, we will mail you your new Green Card. If your card cannot be delivered to your mailing address, we will hold it for up to 1 year before we destroy it. You can request that we resend your card by filing another application and indicating that your card was issued but never received.

---

You should answer all questions in the Getting Started section first so we can best customize the rest of your online form experience.

You should provide as many responses as you can. Incomplete fields or sections and missing information can slow down the process after you submit your form.

We will automatically save your information when you select next to go to a new page or navigate to another section of the form. We will save your information for 30 days from today, or from the last time you worked on the form.

After you start your form, you can sign in to your account to continue where you left off.

**AUTHORITIES:** The information requested on this application, and the associated evidence, is collected under the Immigration and Nationality Act section 101.

**PURPOSE:** The primary purpose for providing the requested information on this application is to determine if you have established eligibility for the immigration benefit for which you are filing. DHS will use the information you provide to grant or deny the immigration benefit you are seeking.

**DISCLOSURE:** The information you provide is voluntary. However, failure to provide the requested information, and any requested evidence, may delay a final decision in your case or result in denial of your request for a Permanent Resident Card.

**ROUTINE USES:** DHS may share the information you provide on this application with other federal, state, local, and foreign government agencies and authorized organizations. DHS follows approved routine uses described in the associated published system of records notices [DHS-USCIS-007 - Benefits Information System and DHSUSCIS-001 - Alien File, Index, and National File Tracking System of Records and DHS/USCIS-015 Electronic Immigration System - 2 Account and Case Management System of Records] which you can find at [www.dhs.gov/privacy](http://www.dhs.gov/privacy). DHS may also share the information, as appropriate, for law enforcement purposes or in the interest of national security.

#### **Paperwork Reduction Act Burden Disclosure Notice**

An agency may not conduct or sponsor information collection and a person is not required to respond to a collection of information unless it displays a currently valid OMB control number. The public reporting burden for this collection of information is estimated at 1 hour and 45 minutes per response, including the time for reviewing instructions, gathering the required documentation and information, completing the application, preparing statements, attaching necessary documentation, and submitting the application, and 1 hour and 35 minutes when submitted electronically. The collection of biometrics is estimated to require 1 hour and 10 minutes. Send comments regarding this burden estimate or any other aspect of this collection of information, including suggestions for reducing this burden, to:

U.S. Citizenship and Immigration Services, Regulatory Coordination Division  
Office of Policy and Strategy  
20 Massachusetts Ave NW  
Washington, DC 20529-2140

Do not mail your completed Form I-90 to this address.

OMB Number: 1615-0052  
Expires: 07/31/2019



If you do not work on your application for more than 30 days, we will delete your data in order to prevent storing personal information indefinitely.



**Revised Body Text**

---

---

We will automatically calculate the cost for you when you submit your application.

The filing fee is \$405. You do not have to pay the application fee if:

- Your previous card was issued but never received
- Your card was incorrect because of a Department of Homeland Security (DHS) error
- You have reached your 14th birthday, are registering as required and your existing card will expire AFTER your 16th birthday.

Refund Policy:

USCIS does not refund fees, regardless of any action we take on your application, petition or request, or how long USCIS takes to reach a decision. By continuing this transaction, you acknowledge that you must submit fees in the exact amount and that you are paying the fees for a government service.

Please refer to the instructions for the form(s) you are filing for additional information or you may call the USCIS Contact Center at 800-375-5283. For TTY (deaf or hard of hearing) 800-767-1833.

If your application is approved, your ensuing document (Permanent Resident Card, Employment Authorization Document, or Travel Document) will be delivered using the United States Postal Service's (USPS) Signature Confirmation Restricted Delivery service. You will be required to sign for delivery of your document. You must provide identification as requested by USPS. If you are not able to sign for your document, you may designate an agent to sign on your behalf. To do this you must complete either (1) the US Postal Service Form 3801 and submit it to your local Post Office, or (2) the Form G-28, Notice of Entry of Appearance as Attorney or Accredited Representative, if you would like your attorney or accredited representative to receive the document.

**DISCLOSURE:** The information you provide is voluntary. However, failure to provide the requested information, including your Social Security number (if applicable), and any requested evidence, may delay a final decision or result in a rejection or denial of your request for a Permanent Resident Card.





---

---

**Notes**

## Final Fee Rule - edits made

### I-90 INTERACTIVE FORM COPY: GETTING STARTED

Instructional text: Text that appears directly below a question and provides instructions for answering the question

Help text: Text that appears below or next to an input field, partially hidden. Users can click to expand. Provides

Question grouping page breaks are indicated by a horizontal line

Conditional question logic is indicated in ( ) before question

Gray cells = copy that has already been approved

Step	Section	Paper Form Question #	Question
Getting Started	Preparer and interpreter information		Is someone assisting you with completing this application? (IF YES) Is a preparer assisting you with completing this application?
			(IF YES) Is an interpreter assisting you with completing this application?
	Preparer information	7.1.b	(IF YES TO PREPARER) What is your preparer's full name?
		7.1.a	
			7.2 What is your preparer's business or organization name?
		7.3.h	What is your preparer's mailing address?
		7.3.a	
		7.3.b	
		7.3.c	
		7.3.d	
		7.3.f	
		7.3.e	
			7.4 What is your preparer's contact information?
			7.6



---

<b>Interpreter information</b>	6.1.b	(IF YES TO INTERPRETER) What is your interpreter's full name?
	6.1.a	
		6.2 What is your interpreter's business or organization name?
	6.3.h	What is your interpreter's mailing address?
	6.3.a	
	6.3.b	
	6.3.c	
	6.3.d	
	6.3.F	
	6.3.e	
		6.4 What is your interpreter's contact information?
		6.5
	5.1.b	What language is your interpreter using to interpret this application for you?

---

---

**Your name**

1.3.b

---

What is your current legal name?

1.3.c

1.3.a

1.4 Has your name legally changed since you received your Permanent Resident Card?

1.5.b

(IF YES) What is your name exactly as it appears on your Permanent Resident Card?

1.5.c

1.5.a

---

**Your contact information**

---

5.4 How can we contact you?

5.3

5.5

1.6.a What is your current mailing address?

1.6.i

1.6.b

1.6.c

1.6.g

1.6.e

1.6.h

1.6.f

Is this where you currently live?

(IF NO) Where do you live now?

1.7.h

1.7.a

1.7.b

1.7.c

1.7.d

1.7.f

1.7.e

1.7.g

---

**Additional information**

1.9 What is your date of birth?

1.1 What is your A-Number?

1.2 What is your USCIS Online Account  
Number?

1.16 What is your U.S. Social Security  
number?

---

tion. (In some cases, like in the Crimes and Offenses section, instructional text may provide additional contextual or clarifying information about a question.)

Sub-Question	Field Type	Not Required
Yes/No	Radio	
Yes/No	Radio	
Yes/No	Radio	
Given name (first name)	Text	
Family name (last name)	Text Text	
My preparer is not part of a business or organization.	Checkbox	
Country	Text	
Address line 1	Text	
Address line 2	Text	X
City or town	Text	
State/Province (FOR FOREIGN ADDRESS)	Dropdown	
ZIP code/Postal code (FOR FOREIGN ADDRESS)	Text	
County	Text	
Daytime phone number	Text	
Email address	Text	

My preparer does not have an email address.

Fax number   
My preparer does not have a fax number.

---

Given name (first name)

Family name (last name)

My interpreter is not part of a business or organization.   
Country

Address line 1

Address line 2  X  
City or town   
State/Province (FOR FOREIGN ADDRESS)

ZIP code/Postal code (FOR FOREIGN ADDRESS)   
County   
Daytime phone number

Email address   
My interpreter does not have an email address.

---

Given name (first name)	Text	
Middle name (if applicable)	Text	X
Family name (last name)	Text	
Yes	Radio	
No	Radio	
I never received my previous card	Radio	

Given name (first name)	Text	
Middle name (if applicable)	Text	X
Family name (last name)	Text	
Mobile phone number	Text	
Daytime phone number	Text	
This is the same as my mobile phone number.	Checkbox	
Email address	Text	

In care of name (if any) Text X

Country Dropdown

Address line 1 Text

Address line 2 Text X

City or town Text

State/Province (FOR FOREIGN ADDRESS) Text

ZIP code/Postal code (FOR FOREIGN

ADDRESS) Text

County Text

Yes/No Radio

Country Dropdown

Address line 1 Text

Address line 2 Text

City or town Text

State/Province (FOR FOREIGN ADDRESS) Text

ZIP code/Postal code (FOR FOREIGN

ADDRESS) Text

County Text

---

Month/Day/Year Date

Text



Text

I do not have a USCIS Online Account Number.      Checkbox

Text

I do not have a U.S. Social Security number.      Checkbox

---

y appear above a set of questions.)

**Instructional Text**

**Revised Instructional Text**

---

A preparer is anyone who completes or helps you complete all or part of your application using information and answers that you provide.

---

Street number and name

Apartment, suite, unit, or floor

---

Street number and name

Apartment, suite, unit, or floor

---

Your current legal name is the name on your birth certificate, unless it changed after birth by a legal action such as marriage or court order. Do not provide any nicknames here. This is the name we will print on your card.

Provide your name exactly as it appears on your Permanent Resident Card, even if it is misspelled.

---

We will use your current mailing address to contact you throughout the application process. We may not be able to contact you if you do not provide a complete and valid address. Please provide a U.S. address only. USCIS will not mail your Green Card to a foreign address.

Street number and name  
Apartment, suite, unit, or floor

Street number and name  
Apartment, suite, unit, or floor

---

Your A-Number is located on your Permanent Resident Card (formerly known as the Alien Registration Card or referred to as the Green Card), and consists of a 7, 8, or 9-digit number.

The A-Number may be located on the front or back of the card, depending on when the card was issued.

Where to find your A-Number <br> [sample A-Number card image]


You can find your USCIS Online Account Number by signing in to your account and going to your profile page.

If you previously filed an application, petition, or request using the USCIS online filing system, provide the USCIS Online Account Number you were issued.

If you previously filed certain applications, petitions, or requests on a paper form via a USCIS Lockbox facility, you may have received a USCIS Online Account Access Notice issuing you a USCIS Online Account Number. You can find this number at the top of the notice.

The USCIS Online Account Number is not the same as the A-Number. The USCIS Online Account Number was previously called the USCIS Electronic Immigration System (USCIS ELIS) Number.

Providing your unique USCIS Online Account Number (OAN) helps us manage your account. You may already have an OAN if you previously filed certain paper forms and received an Account Access Notice in the mail. You can find the OAN at the top of the notice; it is not the same as an A-Number.



**Help Text**

**Revised Help Text**



---



---

---



Certain paper forms: I-90, I-130, I-485, I-821, I-821D, N-336, N-400, N-565, N-600, N-600K





**Notes**



This answer will be used to populate the language being interpreted in statements/questions in the Interpreter signature section in Review & Submit



---

## Final Fee Rule - no edits

### I-90 INTERACTIVE FORM COPY: ABOUT YOU

Instructional text: Text that appears directly below a question and provides instructions for answering the

Help text: Text that appears below or next to an input field, partially hidden. Users can click to expand. Pro

Question grouping page breaks are indicated by a horizontal line

Conditional question logic is indicated in ( ) before question

Gray cells = copy that has already been approved

Step	Section	Paper Form Question #	Question
<b>About You</b>	<b>Where you were born</b>	1.11	What is your country of birth?
		1.10	What is your city, town, or village of birth?
		1.12	What is your mother's first name?
		1.13	What is your father's first name?
<b>Your immigration information</b>		1.14	What is your class of admission?
		1.15	On what date did you become a permanent resident?
		3.1	Where did you apply for your immigrant visa or adjustment of status?
		3.2	Where was your immigrant visa or adjustment of status issued?



Did you enter the United States with an immigrant visa?

- 3.3.a.1 (IF YES) What was the port-of-entry that you used to enter the United States?
- 3.3.a (IF YES) What was your destination when you entered the United States?

---

3.4 Have you ever been placed in exclusion, deportation, or removal proceedings or been ordered removed from the United States?

(IF YES) Provide an explanation.

3.5 Have you **EVER** abandoned your permanent resident status or been determined to have abandoned your status?

(IF YES) Provide an explanation.

---

**Describe yourself**

1.8 What is your gender?

3.6 What is your ethnicity?

3.7 What is your race?

3.8 What is your height?  
3.9 What is your weight?  
3.10 What is the color of your eyes?

3.11 What is the color of your hair?

question. (In some cases, like in the Crimes and Offenses section, instructional text may appear above provides additional contextual or clarifying information about a question.

Sub-Question	Field Type	Not Required	Instructional Text
	Dropdown		
	Text		
	Text		
	Text		
	Dropdown		<p>Your class of admission is the 3-digit code for the immigrant category under which you were granted your permanent resident status.</p> <p>This code can be found on your Permanent Resident Card and usually consists of 1 or 2 letters followed by a number.</p> <p>Where to find your code &lt;br&gt; [sample class of admission image]</p>
Month/Day/Year	Date		
	Text		<p>Provide the location of the U.S. Embassy, U.S. Consulate, or USCIS office where you applied for your immigrant visa or submitted your application for permanent resident status.</p>
	Text		<p>Provide the location of the U.S. Embassy, U.S. Consulate, or USCIS office that issued your immigrant visa or permanent resident status.</p>

Yes/No Radio Immigrant visas are processed and issued by the U.S. Consulate in a foreign country. If you received your Green Card by applying for permanent resident status after you entered the United States, then you did not enter with an immigrant visa.

Dropdown

State Dropdown

---

Yes/No Radio

Yes/No Text area  
Radio You have abandoned your status if you have filed for Abandonment by Alien of Status as a Lawful Permanent Resident (I-407).

Text area

---

We require you to complete the categories below to conduct background checks. Providing this information as part of your application may reduce the time you spend at your biometrics services appointment.

Male/Female Radio

Hispanic or Latino Radio

Not Hispanic or Latino

Hispanic or Latino refers to a person of Cuban, Mexican, Puerto Rican, South or Central American, or other Spanish culture or origin, regardless of race.

White Checkbox

Select all that apply. Your race is different from your ethnicity and should reflect your geographical origins.



e a set of questions.)

**Help Text**

---

---

---

---

---

---

---

## **White**

A person having origins in any of the original peoples of Europe, the Middle East, or North Africa.

**Asian**

A person having origins in any of the original peoples of the Far East, Southeast Asia, or the Indian subcontinent including, for example, Cambodia, China, India, Japan, Korea, Malaysia, Pakistan, the Philippine Islands, Thailand, and Vietnam.

**Black or African American**

A person having origins in any of the black racial groups of Africa.

**American Indian or Alaska Native**

A person having origins in any of the original peoples of North and South America (including Central America), and who maintains tribal affiliation or community attachment.

**Native Hawaiian or Other Pacific Islander**

A person having origins in any of the original peoples of Hawaii, Guam, Samoa, or other Pacific Islands.



## Final Fee Rule - no edits

### I-90 INTERACTIVE FORM COPY: YOUR REQUEST

Instructional text: Text that appears directly below a question and provides instructions for

Help text: Text that appears below or next to an input field, partially hidden. Users can click

Question grouping page breaks are indicated by a horizontal line

Conditional question logic is indicated in ( ) before question

Gray cells = copy that has already been approved

Step	Section	Paper Form Question #	Question
<b>Your Request</b>	<b>Reason for new card</b>	2.1.a-c	What is your current immigration status?
	(IF LPR OR PERMANENT RESIDENT IN COMMUTER STATUS)	2.2.a	Why are you applying to replace your Permanent Resident Card?
		2.2.b	
		2.2.c	
		2.2.d	
		2.2.e	
		2.2.f	
		2.2.f	
		2.2.g.1	(IF 14TH BIRTHDAY WAS IN LAST 30 DAYS)
		2.2.g.2	(IF 14TH BIRTHDAY WAS IN LAST 30 DAYS)
		2.2.h1	

2.2.h2

2.2.i

2.2.j

---

	2.2.h1.1	(IF 2.h1) Where is the port-of-entry that you will use to enter and exit the United States?
(IF CONDITIONAL PERMANENT RESIDENT)	2.3.a	Why are you applying to replace your Permanent Resident Card?
	2.3.b	
	2.3.c	
	2.3.d	
	2.3.e	

---

**Requests for accommodations**

4.1

Are you requesting an accommodation because of your disabilities and/or impairments?

4.1.a  
4.1.a

(IF YES) Select all that apply

4.1.b  
4.1.b

4.1.c

4.1.c

---

answering the question. (In some cases, like in the Crimes and Offenses section, the question may expand to include additional information. Provides additional contextual or clarifying information about the question.)

Sub-Question	Field Type	Not Required
--------------	------------	--------------

Lawful permanent resident/Permanent resident in commuter status/Conditional permanent resident	Radio	
--	-------	--

My card has been lost, stolen, or destroyed	Radio	
---	-------	--

DHS issued my card but I never received it	Radio	
--	-------	--

My card has been mutilated or partially destroyed	Radio	
---	-------	--

My card is incorrect because of a Department of Homeland Security (DHS) error	Radio	
---	-------	--

My name or other biographic information has legally changed	Radio	
---	-------	--

My card has expired or my card will expire within 6 months	Radio	
--	-------	--

I am 14 years old and my current card will expire <b>AFTER</b> my 16th birthday	Radio	
---	-------	--

I am 14 years old and my current card will expire <b>BEFORE</b> my 16th birthday	Radio	
--	-------	--

I am a permanent resident who is taking up commuter status	Radio	
--	-------	--

I am a commuter and I am going to take up residence in the United States Radio

I have been automatically converted to a lawful permanent resident Radio

I have a prior edition of the Alien Registration Card, or I am applying to replace my current Permanent Resident Card for a reason that is not specified above Radio

---

dropdown

---

My card has been lost, stolen, or destroyed Radio

DHS issued my card but I never received it Radio

My card has been mutilated or partially destroyed Radio

My current card is incorrect because of a Department of Homeland Security (DHS) error Radio

My name or other biographic information has legally changed Radio

---

Yes/No

Radio

I am deaf or hard of hearing  Checkbox  
Provide an explanation for the accommodation that you are requesting. If you are requesting a sign-language interpreter, indicate for which language (for example, American Sign Language).  Text area

I am blind or have low vision  Checkbox  
Provide an explanation for the accommodation that you are requesting.  Text area

I have another type of disability and/or impairment (for example, wheelchair)  Checkbox  
Provide an explanation for the accommodation that you are requesting. Describe the nature of your disability and/or impairment.  Textarea

---

ction, instructional text may appear above a set of questions.)  
a question.

**Instructional Text**

**Help Text**

**I am a permanent  
resident who is  
taking up commuter  
status**

Only select this option  
if you are employed  
in the United States,  
but will be living in  
Mexico or Canada.

---


---

---



We will make every effort to make reasonable accommodations for applicants with disabilities.

- If you use a wheelchair, we will make sure you can be fingerprinted, interviewed, and sworn in at a location that is wheelchair accessible. All domestic USCIS facilities meet the Accessibility Guidelines of the Americans with Disabilities Act.
- If you are unable to travel to a designated USCIS location for an interview, USCIS may visit you at your home or a hospital to conduct the interview
- If you use a service animal such as a guide dog, your animal may come with you to your interview or any other immigration benefit-related appointment
- If you are blind or have low vision, USCIS may permit you to take a test orally rather than in writing
- If you are hearing impaired, the officer conducting your interview will speak loudly and slowly, or we will work with you to arrange for a sign language interpreter. If you require a sign language interpreter at your interview, or any other immigration benefit-related appointment, please indicate that here.



## Final Fee Rule - no edits

### I-90 INTERACTIVE FORM COPY: QUESTIONS, INSTRUCTIONAL A

Instructional text: Text that appears directly below a question and provides instructions for a

Help text: Text that appears below or next to an input field, partially hidden. Users can click t

Question grouping page breaks are indicated by a horizontal line

Conditional question logic is indicated in ( ) before question

Gray cells = copy that has already been approved

<b>Step</b>	<b>Section</b>	<b>Evidence Title</b>	<b>Field Type</b>
-------------	----------------	-----------------------	-------------------

**Evidence**

<b>Evidence to support your application</b>	Your Permanent Resident Card	Upload
---	------------------------------	--------

Your photo identification    Upload

Evidence of your Permanent    Upload  
Resident Card

Evidence of your entry with    Upload  
an immigrant visa

Evidence of your correct  
name or information

[Upload](#)

Evidence of your name  
change

[Upload](#)

Evidence of employment

[Upload](#)

Evidence of residence in the  
United States

[Upload](#)

Evidence of lawful  
permanent resident status

Upload

## ND HELP TEXT, AND OTHER COPY

answering the question. (In some cases, like in the Crimes and Offenses section, instructional text n  
o expand. Provides additional contextual or clarifying information about a question.

---

---

### Instructional Text

### Logic

---

---

As part of applying for a replacement Permanent Resident Card, you will need to provide evidence to support your application. These documents help us evaluate your application and verify your answers.

You are required to provide several documents as part of submitting your application. You may also need to provide additional evidence, depending on how you answered some questions.

Do not send original documents to USCIS in the mail. Provide legible copies of your documents unless USCIS later requests original documents.

Upload an image of both sides of your Permanent Resident Card (formerly known as the Alien Registration Card or Green Card).	If reason = 2.2.a 2.2.c 2.2.d
Make sure all text is clear and readable.	2.2.f 2.2.g1
If your card was lost, stolen, destroyed, or damaged, and you are unable to upload a copy of it, you can upload a copy of another government-issued form of identification in the next section.	2.2.g2 2.2.j 2.3.a 2.3.c 2.3.d

Upload an image of a government-issued form of identification that contains your name, date of birth, photograph, and signature. This can be one of the following:

- Your passport
- Your driver's license
- Your military identification

If reason =  
2.2.a  
2.2.b  
2.2.c  
2.2.i  
2.3.a  
2.3.b  
2.3.c

Upload an image of the approval notice that you received when you applied for your current Green Card. This can be the Notice of Action (I-797) for one of the following forms:

- Application to Register Permanent Residence or Adjust Status (I-485)
- Petition to Remove the Conditions of Residence (I-751)
- Petition by Entrepreneur to Remove Conditions (I-829)
- Application to Adjust Status from Temporary to Permanent Resident (I-698)
- Application for Suspension of Deportation or Special Rule Cancellation of Removal (I-881)
- Application for Cancellation and Adjustment of Status for Certain Nonpermanent Residents (EOIR-42B)
- Application to Replace Permanent Resident Card (I-90)

If reason =  
2.2.b  
2.3.b

You may also upload an image of the page in your passport that shows the I-551 stamp you received when you entered the United States.

If reason =  
2.2.b  
2.3.b  
AND entered the US with  
an immigrant visa



Upload evidence that shows your correct name or biographical data. Some examples include:

If reason =  
2.2.d  
2.3.d

- Marriage certificate
- Divorce decree
- Birth certificate
- Adoption decree
- Passport
- Court document

Upload a readable image of the legal document that formally changed your name. This can be one of the following:

If reason =  
2.2.e  
2.3.e

- Marriage certificate
- Divorce decree
- Adoption decree
- Court document

Upload evidence of your employment that is dated within the last 6 months. Some examples include:

If reason =  
2.2.h1

- Pay stub from the last 6 months
- Letter from your employer that includes the employer's letterhead

Upload evidence of your residence in the United States. Some examples include:

If reason =  
2.2.h2

- Lease agreement
- Deed
- Utility bill from the last 6 months

If your utility bill or other proof of residence is in your spouse or parent's name, you should also provide a copy of your marriage or birth certificate.

If you have been automatically converted to a lawful permanent resident, upload evidence of your temporary resident status. Some examples include:

If reason =  
2.2.i


- Notice of Action (I-797)
- Application for Temporary Resident Status as a Special Agricultural Worker (I-700)

may appear above a set of questions.)

























---

---

---

## Final Fee Rule - edits made

### I-90 INTERACTIVE FORM COPY: REVIEW AND SUBMIT

Instructional text: Text that appears directly below a question and provides instruction

Help text: Text that appears below or next to an input field, partially hidden. Users can

Question grouping page breaks are indicated by a horizontal line

Conditional question logic is indicated in ( ) before question

Personalized copy is indicated in [ ]

Gray cells = N-400 copy that has already been approved

Step	Section	Paper Form Question #	Question
<b>Review and Submit</b>	<b>Review your application</b>		Check your application before you submit

Your request reason



## Alerts

---

**Your application  
summary**

---

<b>Preparer signature</b>	7.7.a	Preparer's statement
-------------------------------	-------	----------------------

7.7.b

7.7.b

7.8.a-7.8.b Preparer's certification and signature

---

7.8.a-7.8.b Preparer's signature upload

---

**Interpreter  
signature**

Interpreter's certification and signature

---

6.6.a Interpreter's signature upload

---

---

**Your signature**    5.1.a    Applicant's statement

---

5.2 Applicant's statement regarding the preparer

5.1.b    Applicant's statement regarding the interpreter

---

Applicant's certification and signature

5.6.a Your signature

5.6.b

---

**Pay and submit**

Pay for and submit your application



is for answering the question. (In some cases, like in the Crimes and Offenses section, instructions click to expand. Provides additional contextual or clarifying information about a question.

**Sub-Question**

**Field Type**

---

I am **not** an attorney or accredited representative but have prepared this application on behalf of the applicant and with the applicant's consent

I am an attorney or accredited representative and my representation of the applicant in this case does not extend beyond the preparation of this application

I am an attorney or accredited representative and my representation of the applicant in this case extends beyond the preparation of this application

By my signature, I certify, swear or affirm, under penalty of perjury, that I prepared this application on behalf of, at the request of, and with the express consent of, the applicant. I completed this application based only on responses the applicant provided me. After completing the application, I reviewed it and all of the applicant's responses with the applicant, who agreed with every answer on the application. If the applicant supplied additional information concerning a question on the application, I recorded it on the application. Checkbox

As the applicant's preparer, you must sign on paper and provide your signature page to the applicant. Follow these steps:

1. Download the Preparer Signature page
2. Print the Preparer Signature page
3. Read and sign the Preparer Signature page
4. Give the signed Preparer Signature page to the applicant

The applicant will need to scan and upload your completed signature page on the next screen.

---

Upload

By my signature, I certify, under penalty of perjury, that: I am fluent in English and the language provided in the Getting Started section of this application, and I have read to this applicant in the identified language every question and instruction on this application and his or her answer to every question. The applicant informed me that he or she understands every instruction, question, and answer on the application, including the Applicant's Certification, and has verified the accuracy of every answer. Checkbox

As the applicant's interpreter, you must sign on paper and provide your signature page to the applicant. Follow these steps:

1. Download the Interpreter Signature page
2. Print the Interpreter Signature page
3. Read and sign the Interpreter Signature page
4. Give the signed Interpreter Signature page to the applicant

The applicant will need to scan and upload your completed signature page on the next screen.

---

Upload

---



---

I can read and understand English, and have read and understand every question and instruction on this application, as well as my answer to every question. Checkbox

---

I have requested the services of and consented to the preparer named in the Getting Started section of this application/[preparer name] preparing this application for me. Checkbox

The interpreter named in the Getting Started section of this application read to me every question and instruction on this application and my answer to every question in the language I specified in the Getting Started section, a language in which I am fluent, and I understood everything. Checkbox

---

Copies of any documents I have submitted are exact photocopies of unaltered, original documents, and I understand that USCIS may require that I submit original documents to USCIS at a later date. Furthermore, I authorize the release of any information from any of my records that USCIS may need to determine my eligibility for the immigration benefit that I seek. Checkbox

I further authorize release of information contained in this application, in supporting documents, and in my USCIS records, to other entities and persons where necessary for the administration and enforcement of U.S. immigration laws.

I understand that USCIS will require me to appear for an appointment to take my biometrics (fingerprints, photograph, and/or signature) and, at that time, I will be required to sign an oath reaffirming that:

- 1 I reviewed and provided or authorized all of the information in my application;
- 2 I understood all of the information contained in, and submitted with, my application; and
- 3 All of this information was complete, true, and correct at the time of filing.

By my signature, I certify, under penalty of perjury, that I provided or authorized all of the information in my application, I understand all of the information contained in, and submitted with, my application, and that all of this information is complete, true and correct.

[Date of signature]

---



Additional text may appear above a set of questions.)

---

**Instructional Text**

---

---

We will review your application to check for accuracy and completeness before you submit it.

We encourage you to provide as many responses as you can throughout the application. Missing information can slow down the review process after you submit your application.

You can return to this page to review your application as many times as you want before you submit it.

Title: Your request reason is: {{Reason for new card}}  
Based on the reason for your request, your form filing fee is: {{Dollar amount}}

Refund Policy: USCIS does not refund fees, regardless of any action we take on your application, petition, or request. By continuing this transaction, you acknowledge that you must submit fees in the exact amount and that you are paying the fees for a government service.

A green alert means you have completed all required fields and responses.

A red alert means you have incomplete or incorrect responses to certain questions. You cannot submit the form with any red alerts.

---

Here is a summary of all the information you provided in your application.

Make sure you have provided responses for everything that applies to you before you submit your application. You can edit your responses by going to each application section using the site navigation.

---

Your preparer must read the statements below and select the statement that applies to him or her.

If your preparer is an attorney or accredited representative whose representation extends beyond preparation of this application, he or she may be obliged to submit a completed Notice of Entry of Appearance as Attorney or Accredited Representative (G-28) with your application.

Your preparer must read and agree to the certification below.

---

Scan and upload your preparer's completed signature page below.

---

Your interpreter must read and agree to the certification below.

---

---

Scan and upload your interpreter's completed signature page below.

---

You must read and agree to the statement below.

---

You must read and agree to the statement below.

You must read and agree to the statement below.

---

You must read and agree to the certification below. If you knowingly and willfully falsify or conceal a material fact or submit a false document with your application, we can deny your application and may deny any other immigration benefit. You may also face criminal prosecution and penalties provided by the law.

You must provide your digital signature below by typing your full legal name. We may deny your application if you do not completely fill out this application or fail to submit required documents. We will record the date of your signature with your application.

---

The final step to submit your Application to Replace Permanent Resident Card is to pay the required fee.

Your application fee is: **[\$XXX.00]**

Refund Policy: USCIS does not refund fees, regardless of any action we take on your application, petition, or request. By continuing this transaction, you acknowledge that you must submit fees in the exact amount and that you are paying the fees for a government service.



If you have a form fee, we will send you to Pay.gov — our safe, secure payment website — to make your payment and submit your application online.

Here are the steps in the payment and submission process:

1. Provide your billing information on Pay.gov
2. Provide your information for one of two billing options: credit card or U.S. bank account
3. Submit your payment

When you have paid your fee, your application will be submitted.

Pay.gov will redirect you to an application confirmation screen. You can track the status of your application through your USCIS online account.

---



**Revised Instructional Text**

**CTA**

---

---

Review application

Title: Your request reason is: {{Reason for new card}}  
Based on the reason for your request, your form filing fee is: {{Dollar amount}}

Refund Policy: USCIS does not refund fees, regardless of any action we take on your application, petition or request, **or how long USCIS takes to reach a decision**. By continuing this transaction, you acknowledge that you must submit fees in the exact amount and that you are paying the fees for a government service.

---

Next

---

---

---

---

---

---

---

---

---

I have read and agree to the  
applicant's statement

---


The final step to submit your Application to Replace Permanent Resident Card is to pay the required fee.

Your application fee is: **[\$XXX.00]**

Refund Policy: **By continuing this transaction, you agree that you are paying for a government service and that the filing fee, biometric services fee and all related financial transactions are final and not refundable, regardless of any action USCIS takes on an application, petition or request, or how long USCIS takes to reach a decision. You must submit all fees in the exact amounts.**

Pay and submit





**Logic**

**Input Label**





---

---

---

---

---

---

---

This question only shows if  
the applicant does NOT have  
an interpreter

---

Sub-section only appears in  
navigation if users indicate  
they have a preparer in  
Getting Started section

Preparer's name from Getting  
Started appears in statement

Sub-section only appears in  
navigation if users indicate  
they have an interpreter in  
Getting Started section

---

---

---