

myUSCIS copy deck

N-336 Request for a Hearing on a Decision in Naturalization Proceeding

OMB control number 1615-0050

Baseline version: concluded 11/08/19

Edits in support of: Final Fee Rule

dings (Under Section 336 of the INA)

Final Fee Rule - edits made

N336 INTERACTIVE FORM COPY: OVERVIEW

Copy in gray boxes is approved copy from the N400 and

Instructional text: Text that appears directly below a question

Help text: Text that appears below or next to an input field, page

* Question grouping page breaks are indicated by a horizontal

* Conditional question logic is indicated in () before question

Step

The Request for a Hearing on a Decision in Naturalization Proceedings

Before you start your request

After you submit your request

Completing your form online

DHS Privacy Notice

Paperwork Reduction Act

W, QUESTIONS, INSTRUCTIONAL AN

should not be edited

and provides instructions for answering the question
partially hidden. Users can click to expand. Provides ad
line

Section

Eligibility

Fee

Submitting online

Documents you may need

Track your case online

Respond to requests for evidence

Complete the Getting Started
section first

Provide as many responses as you
can

We will automatically save your
responses

How to continue filling out your
form

Security Reminder

D HELP TEXT, AND OTHER COPY

i. (In some cases, like in the Crimes and Offenses section, instructional text may appear above a set of questions.)
Additional contextual or clarifying information about a question.

Instructional Text

You should use Form N-336, Request for a Hearing on a Decision in Naturalization Proceedings under Section 336, to request a hearing before an immigration officer on the denial of your Form N-400, Application for Naturalization.

You should file your request for a hearing (N-336) within 30 calendar days of receiving the denial of your Application for Naturalization.

Generally, USCIS will reject a request that is not timely filed. USCIS will not refund the filing fee if Form N-336 is rejected because it was not timely filed. However, if you do not timely file your request for a hearing, but it meets the requirements for a motion to reopen or motion to reconsider, USCIS will reopen or reconsider your case and send you a decision.

You are eligible to submit a request if you believe USCIS incorrectly denied your Application for Naturalization (N-400) and you want to request a hearing with an immigration officer.

Members of the U.S. Armed Forces currently cannot file this request online. If you are a member of the U.S. Armed Forces, you will need to submit the paper version of this form.

Fee: \$700

The filing fee is not refundable, regardless of any action USCIS takes on this request.

If you receive a notice to appear for a biometric services appointment, you may also be required to pay the \$85 biometric services fee.

There is no filing fee if you are a member or veteran of any branch of the U.S. Armed Forces filing on your own behalf.

If you are applying for a fee waiver, you cannot submit your request online and will need to file a paper form instead.

Refund Policy

USCIS does not refund fees, regardless of any action we take on your application, petition or request, or how long USCIS takes to reach a decision.

By continuing this transaction, you acknowledge that you must submit fees in the exact amount and that you are paying the fees for a government service.

Please refer to the instructions for the form(s) you are filing for additional information or you may call the USCIS Contact Center at 800-375-5283. For TTY (deaf or hard of hearing) 800-767-1833.

Submitting your form online is the same as mailing in a completed paper form. They both gather the same information and cost the same.

Before starting the Request for a Hearing on a Decision in Naturalization Proceedings (N-336), you may want to gather any documents that support your request.

You may submit any additional documents or briefs to support your request for a hearing when you file your request online or you may bring them with you to your hearing.

After you submit your form, you can track its status through your USCIS account. Sign into your account often to check on your case status and read any important messages from USCIS.

If we need more information from you, we will send you a Request for Evidence (RFE) or Request for Information (RFI). You can respond to our request and upload your documents through your USCIS account.

You should answer all questions in the Getting Started section first so we can best customize the rest of your online form experience.

You should provide as many responses as you can. Incomplete fields or sections and missing information can slow down the process after you submit your form.

We will automatically save your information when you select next to go to a new page or navigate to another section of the form. We will save your information for 30 days from today, or from the last time you worked on your form.

After you start your form, you can sign in to your account to continue where you left off.

AUTHORITIES: The information requested on this form, and the associated evidence, is collected under the Immigration and Nationality Act Section 336.

PURPOSE: The primary purpose for providing the requested information on this form is for individuals to request a hearing before an immigration officer on the denial of Form N-400. DHS will use the information you provide to grant or deny the service you are seeking.

DISCLOSURE: The information you provide is voluntary. However, failure to provide the requested information, and any requested evidence, may delay a final decision or result in denial of your form.

ROUTINE USES: DHS may share the information you provide on this request with other Federal, state, local, and foreign government agencies and authorized organizations. DHS follows approved routine uses described in the associated published system of records notices [DHS/USCIS/ICE/CBP-001 Alien File, Index and National File Tracking System and DHS/USCIS-007 Benefits Information System, and DHS/USCIS-018 Immigration Biometric and Background Check] and the published privacy impact assessment [DHS/USCIS/PIA-015 Computer Linked Application Information Management System 4, DHS/USCIS/PIA-056 USCIS Electronic Immigration System, and DHS/USCIS/PIA-071 myUSCIS Account Experience], which you can find at www.dhs.gov/privacy. DHS may also share the information, as appropriate, for law enforcement purposes or in the interest of national security.

An agency may not conduct or sponsor information collection, and a person is not required to respond to a collection of information, unless it displays a current valid Office of Management and Budget (OMB) control number. The public reporting burden for this collection of information is estimated at 2 hours and 45 minutes per response, including the time for reviewing instructions, gathering the required documentation and information, completing the request, preparing statements, attaching necessary documentation, and submitting the request. Send comments regarding this burden estimate or any other aspect of this collection of information, including suggestions for reducing this burden, to:

U.S. Citizenship and Immigration Services
Regulatory Coordination Division
Office of Policy and Strategy
20 Massachusetts Ave NW
Washington, DC 20529-2140

Do not mail your completed Form N-336 to this address.

OMB No. 1615-0050
Expires 11/30/2021

If you do not work on your request for more than 30 days, we will delete your data in order to prevent storing personal information indefinitely.

Revised Instructional Text

Fee: \$1,725

There is no filing fee if you are a member or veteran of any branch of the U.S. Armed Forces filing on your own behalf.

Refund Policy

USCIS does not refund fees, regardless of any action we take on your application, petition or request, or how long USCIS takes to reach a decision. By continuing this transaction, you acknowledge that you must submit fees in the exact amount and that you are paying the fees for a government service.

Please refer to the instructions for the form(s) you are filing for additional information or you may call the USCIS Contact Center at 800-375-5283. For TTY (deaf or hard of hearing) 800-767-1833.

DISCLOSURE: The information you provide is voluntary. However, failure to provide the requested information, including your Social Security number (if applicable), and any requested evidence, may delay a final decision or result in a rejection or denial of your form.

An agency may not conduct or sponsor information collection, and a person is not required to respond to a collection of information, unless it displays a current valid Office of Management and Budget (OMB) control number. The public reporting burden for this collection of information is estimated at 2 hours and 45 minutes per response, including the time for reviewing instructions, gathering the required documentation and information, completing the request, preparing statements, attaching necessary documentation, and submitting the request. **The collection of biometrics is estimated to require 1 hour and 10 minutes.** Send comments regarding this burden estimate or any other aspect of this collection of information, including suggestions for reducing this burden, to:

U.S. Citizenship and Immigration Services
Regulatory Coordination Division
Office of Policy and Strategy
20 Massachusetts Ave NW
Washington, DC 20529-2140

Do not mail your completed Form N-336 to this address.


OMB No. 1615-0050
Expires 11/30/2021




CTA	Revised CTA	Comments
------------	--------------------	-----------------

Learn more about requesting a hearing		
---	--	--

Learn more about filing a fee waiver [deleted]









Final Fee Rule - no edits

N336 INTERACTIVE FORM COPY: OVERVIEW, QUESTIONS, INST

Copy in gray boxes is approved copy from the N400 and should not be edited

Instructional text: Text that appears directly below a question and provides instructions for

Help text: Text that appears below or next to an input field, partially hidden. Users can click

* Question grouping page breaks are indicated by a horizontal line

* Conditional question logic is indicated in () before question

Step	Section	Paper Form
------	---------	------------

Getting Started	Preparer and interpreter information	
------------------------	---	--

	Preparer information	7.1
--	-----------------------------	-----

7.2

7.3

7.4

7.5

7.6

	Interpreter information	6.1
--	--------------------------------	-----

6.2

6.3

6.4

6.5

6.6

INSTRUCTIONAL AND HELP TEXT, AND OTHER COPY

answering the question. (In some cases, like in the Crimes and Offenses section, the question may be asked to expand. Provides additional contextual or clarifying information about the question.)

Question

Is someone assisting you with completing this request?

(IF YES) Is a preparer assisting you with completing this request?

(IF YES) Is an interpreter assisting you with completing this request?

What is your preparer's full name?

What is your preparer's business or organization name?

What is your preparer's mailing address?

What is your preparer's contact information?

What is your interpreter's full name?

What is your interpreter's business or organization name?

What is your interpreter's mailing address?

What is your interpreter's contact information?

What language is your interpreter using to interpret this request for you?

ection, instructional text may appear above a set of questions.)
 a question.

Sub-Question	Field Type
Yes/No	Radio
Yes/No	Radio
Yes/No	Radio
Given name (first name)	Text
Family name (last name)	Text
	Text
My preparer is not part of a business or organization.	Checkbox
Country	Text
Address line 1	Text
Address line 2	Text
City or town	Text
State	Dropdown
ZIP code	Text
Daytime phone number	Text
Mobile phone number	Text
My preparer does not have a mobile phone number.	Checkbox
Email address	Text
My preparer does not have an email address.	Checkbox
Given name (first name)	Text
Family name (last name)	Text
	Text
My interpreter is not part of a business or organization.	Checkbox
Country	Text

Address line 1	Text
Address line 2	Text
City or town	Text
State	Dropdown
ZIP code	Text
Daytime phone number	Text
Mobile phone number	Text
My interpreter does not have a mobile number.	Checkbox
Email address	Text
My interpreter does not have an email address.	Checkbox
	Text



Instructional Text

A preparer is anyone who completes or helps you complete all or part of your request using information and answers that you provide.



Help Text







Final Fee Rule - edits made

N336 INTERACTIVE FORM COPY: OVERVIEW, QUESTIONS

Copy in gray boxes is approved copy from the N400 and should not be

Instructional text: Text that appears directly below a question and provides instructions.

Help text: Text that appears below or next to an input field, partially hidden. Use

* Question grouping page breaks are indicated by a horizontal line

* Conditional question logic is indicated in () before question

Step	Section	Paper Form
About You	Your name	1.1
		9.1
		1.2
	Your contact information	5.4
		5.3
		1.7.B
		1.7.A
		5.5
		1.6

Additional information 1.3

9.2

1.4

Describe yourself 3.1

3.2

3.3

3.4

3.5

3.6



ONS, INSTRUCTIONAL AND HELP TEXT, AND OTHER COPY

edited

structions for answering the question. (In some cases, like in the Crimes and Offenses section, instruction
users can click to expand. Provides additional contextual or clarifying information about a question.

Question**Sub-Question**

What is your current legal
name?

Given name (first name)

Middle name (if applicable)

Family name (last name)

Have you used any other names
since birth?

Yes/No

(IF YES)

Given name (first name)

Middle name (if applicable)

Family name (last name)

How can we contact you?

Mobile phone number

Daytime phone number

This is the same as my mobile phone number.

Evening phone number

This is the same as my mobile phone number.

Work phone number

This is the same as my mobile phone number.

Email address

What is your current mailing
address?

In care of name (if any)

Country

Address line 1

Address line 2

City or town

State/Province or region

ZIP code/Postal code

County

Where do you live now?

I live at my current mailing address

Country

Address line 1

Address line 2

City or town

State/Province or region

ZIP code/Postal code

County

What is your date of birth?

What is your A-Number?

What is your USCIS Online
Account Number?

I do not have a USCIS Online Account Number.

What is your ethnicity?

Hispanic or Latino/ Not Hispanic or Latino

What is your race?

White

Asian

Black or African American

American Indian or Alaska Native

Native Hawaiian or Other Pacific Islander

What is your height?

Feet/Inches

What is your weight?

Pounds

What is the color of your eyes?

Black/Blue/Brown/Gray/Green/Hazel/Maroon/Pink/
Unknown/Other

What is the color of your hair?

Bald (no hair)/Black/Blonde/Brown/Gray/Red/Sandy/White/
Unknown/Other

al text may appear above a set of questions.)

Revised Sub-Question	Field Type
	Text
	Text
	Text
	Radio
	Text
	Text
	Text
	Text
	Text
	Text
	Text
	Checkbox
	Text
	Checkbox
	Text
	Checkbox
	Text
	Text
In care of name	Text

Dropdown

Text

Text

Text

Text

Text

Dropdown

Checkbox

Dropdown

Text

Text

Text

Text

Text

Dropdown

Text

Text

Checkbox

Radio

Checkbox

Checkbox

Checkbox

Checkbox

Checkbox

Text

Text

Dropdown

Dropdown



Instructional Text

Your current legal name is the name on your birth certificate, unless it changed after birth by a legal action such as marriage or court order. Do not provide any nicknames here.

Other names used may include nicknames, aliases, and maiden names.

Provide the other names you have used.

We will use your current mailing address to contact you throughout the request process. We may not be able to contact you if you do not provide a complete and valid address.

Your A-Number is located on your Permanent Resident Card (formerly known as the Alien Registration Card or referred to as the Green Card), and consists of a 7, 8, or 9-digit number.

The A-Number may be located on the front or back of the card, depending on when the card was issued.

Where to find your A-Number

If you previously filed an application, petition, or request using the USCIS online filing system, provide the USCIS Online Account Number you were issued.

If you previously filed certain applications, petitions, or requests on a paper form by mailing it to USCIS, you may have received a USCIS Online Account Access Notice issuing you a USCIS Online Account Number. You can find this number at the top of the notice.

The USCIS Online Account Number is not the same as an A-Number. The USCIS Online Account Number was previously called the USCIS Electronic Immigration System (USCIS ELIS) Number.

Hispanic or Latino refers to a person of Cuban, Mexican, Puerto Rican, South or Central American, or other Spanish culture or origin, regardless of race.

Select all that apply. Your race is different from your ethnicity and should reflect your geographical origins.





Revised Instructional Text



Providing your unique USCIS Online Account Number (OAN) helps us manage your account. You may already have an OAN if you previously filed certain paper forms and received an Account Access Notice in the mail. You can find the OAN at the top of the notice; it is not the same as an A-Number.



Help Text

Provide a name if someone else is receiving your mail for you at your current mailing address.

Instructions for P.O. Box numbers, students, spouses of U.S. citizens employed abroad, and domestic violence victims:

Post Office (P.O.) Box numbers

Do not provide a P.O. Box number unless it is your only address.

Students

Use the same mailing address that you provided on your Application for Naturalization (N-400), unless you have moved.

Domestic violence victims

If you are a victim of domestic violence, you are not required to disclose the confidential address of a shelter or safe house. If you are residing at a shelter or safe house at the time of submitting this application or you do not feel safe providing your current address, you may provide a "safe address" where you are able to receive mail. If you are not currently residing in a shelter, but have resided in a shelter for part of the reporting period, you may provide the city and state of residence alone.

White

A person having origins in any of the original peoples of Europe, the Middle East, or North Africa.

Asian

A person having origins in any of the original peoples of the Far East, Southeast Asia, or the Indian subcontinent including, for example, Cambodia, China, India, Japan, Korea, Malaysia, Pakistan, the Philippine Islands, Thailand, and Vietnam.

Black or African American

A person having origins in any of the black racial groups of Africa.

American Indian or Alaska Native

A person having origins in any of the original peoples of North and South America (including Central America), and who maintains tribal affiliation or community attachment.

Native Hawaiian or Other Pacific Islander


A person having origins in any of the original peoples of Hawaii, Guam, Samoa, or other Pacific Islands.



Revised Help Text




Certain paper forms: I-90, I-130, I-485, I-821, I-821D,
N-336, N-400, N-565, N-600, N-600K



Notes









Final Fee Rule - no edits

N336 INTERACTIVE FORM COPY: QUESTIONS, INSTRUCTIONAL AND HELP TEXT

Copy in gray boxes is approved copy from the N400 and should not be edited

Instructional text: Text that appears directly below a question and provides instructions for answering the question

Help text: Text that appears below or next to an input field, partially hidden. Users can click to expand. Provides

Question grouping page breaks are indicated by a horizontal line

Conditional question logic is indicated in () before question

Personalized copy is indicated in []

Step	Section	Paper Form	Question
Your Request	Information about denial		2.1 What is the receipt number for your Application for Naturalization (N-400)?
			2.2 What is the date of the denial notice for your Application for Naturalization?
			2.3 Which USCIS office issued the denial notice for your Application for Naturalization?
			2.4 Did you file your Application for Naturalization on the basis of qualifying military service?
	Reason you are requesting a hearing		4 Why are you requesting a hearing?



XT, AND OTHER COPY

ion. (In some cases, like in the Crimes and Offenses section, instructional text may appear above a set of questions. Additional contextual or clarifying information about a question.

Sub-Question	Field Type	Not Required	Instructional Text
---------------------	-------------------	-------------------------	---------------------------

Receipt number	Text		
----------------	------	--	--

Month/Day/Year	Date		
----------------	------	--	--

USCIS office	Text		
--------------	------	--	--

Yes/No	Radio		
--------	-------	--	--

Reason for request	Text		
--------------------	------	--	--

Provide the reason that you are requesting a hearing on your denied Application for Naturalization.

If your response exceeds the 2,000 character limit, you may attach a document with your response on the Evidence page.

ons.)

Help Text

Notes





Final Fee Rule - no edits

N336 INTERACTIVE FORM COPY: QUESTIONS, INSTRUCT

Copy in gray boxes is approved copy from the N400 and should not be edited

Instructional text: Text that appears directly below a question and provides instructions

Help text: Text that appears below or next to an input field, partially hidden. Users can click on it for more information

Question grouping page breaks are indicated by a horizontal line

Conditional question logic is indicated in () before question

Personalized copy is indicated in []

Step	Section	Paper Form	Question
------	---------	------------	----------

Evidence			Evidence in support of your request
-----------------	--	--	-------------------------------------

ADDITIONAL AND HELP TEXT, AND OTHER COPY

ated

ptions for answering the question. (In some cases, like in the Crimes and Offenses section, in: can click to expand. Provides additional contextual or clarifying information about a questio

Field Type

Instructional Text

Upload

As part of requesting a hearing, you may upload documents that support your request.

If your reason for requesting a hearing exceeded the 2,000 character limit on the previous page, you may upload a document with your response here.

Do not mail original documents to USCIS. We will request original documents later if we need them.

Drag files here or choose a file
Maximum size: 6MB per file
Accepted formats: JPG, JPEG, PDF, TIF, TIFF

Attaching your files
Use a scanner or take pictures of each document. Make sure each image you attach is clear and that all text is readable.

Translations
If your documents are in a foreign language, upload an English translation along with the original.

Instructional text may appear above a set of questions.)
on.

Notes



















Final Fee Rule - no edits

N336 INTERACTIVE FORM COPY: QUESTIONS, INSTRUCTIONAL AND

Copy in gray boxes is approved copy from the N400 and should not be edited

Instructional text: Text that appears directly below a question and provides instructions for answer

Help text: Text that appears below or next to an input field, partially hidden. Users can click to expand

Question grouping page breaks are indicated by a horizontal line

Conditional question logic is indicated in () before question

Personalized copy is indicated in []

Step	Section	Paper Form Question #	Question
Additional Explanation	Optional explanation	8.3A-D	You may provide additional information for your request

ADDITIONAL HELP TEXT, AND OTHER COPY

...ing the question. (In some cases, like in the Crimes and Offenses section, instructional text may appear to expand. Provides additional contextual or clarifying information about a question.

Sub-Question	Field Type	Not Required	Instructional Text
Additional information	Textbox		<p>If you need to provide any additional information for any of your answers to the questions in this form, enter it into the space below. You should include the questions that you are referencing.</p> <p>If you do not need to provide any additional information, you may leave this section blank.</p>

appear above a set of questions.)

Help Text

Notes



Final Fee Rule - edits made

N336 INTERACTIVE FORM COPY: QUESTIONS, INSTRUCTIONAL AND HELP T

Copy in gray boxes is approved copy from the N400 and should not be edited

Instructional text: Text that appears directly below a question and provides instructions for answering the que

Help text: Text that appears below or next to an input field, partially hidden. Users can click to expand. Provide

Question grouping page breaks are indicated by a horizontal line

Conditional question logic is indicated in () before question

Personalized copy is indicated in []

Step	Section	Paper Form	Question
Review and Submit	Review your request		Check your request before you submit

Your fee

Alerts and warnings

Your request summary

Your request summary

Preparer signature

5.2

Naturalization Applicant's
statement regarding the
preparer

7.7.A

Preparer's statement

7.7.B

7.7.B

Preparer's certification and
signature

7.8

		Preparer's signature upload
Interpreter signature	5.1.B	Applicant's statement regarding the interpreter

		Interpreter's certification and signature
--	--	---

6.7

		Interpreter's signature upload
--	--	--------------------------------

Your signature

5.1.A

Applicant's statement

Naturalization Applicant's
certification and signature

Your signature

5.6

Pay and submit

Pay for and submit your request

EXT, AND OTHER COPY

stion. (In some cases, like in the Crimes and Offenses section, instructional text may appear above a set of qu
es additional contextual or clarifying information about a question.

Sub-Question

Field Type

At my request, the preparer named in the Getting Started section of this request/[preparer first and last name] prepared this request for me based only upon information I provided or authorized. Checkbox

I am **not** an attorney or accredited representative but have prepared this request on behalf of the naturalization applicant and with the naturalization applicant's consent. Radio

I am an attorney or accredited representative and my representation of the naturalization applicant in this case does not extend beyond the preparation of this request. Radio

I am an attorney or accredited representative and my representation of the naturalization applicant in this case extends beyond the preparation of this request.

By my signature, I certify, under penalty of perjury, that I prepared this request at the request of the naturalization applicant. The naturalization applicant then reviewed this completed request and informed me that he or she understands all of the information contained in, and submitted with, his or her request, including the **Naturalization Applicant's Certification**, and that all of this information is complete, true, and correct. I completed this request based only on information that the naturalization applicant provided to me or authorized me to obtain or use.

As the naturalization applicant's preparer, you must sign on paper and provide your signature page to the naturalization applicant. Follow these steps:

1. Download the Preparer Signature page
2. Print the Preparer Signature page
3. Read and sign the Preparer Signature page
4. Give the signed Preparer Signature page to the naturalization applicant

The naturalization applicant will need to scan and upload your completed signature page on the next screen.

Upload

The interpreter named in the Getting Started section of this application/[Interpreter first and last name] read to me every question and instruction on this request and my answer to every question in the language I specified in the Getting Started section/[language], a language in which I am fluent, and I understood everything.

I certify, under penalty of perjury, that I am fluent in English and [language], and I have read to this naturalization applicant in the identified language every question and instruction on this request and his or her answer to every question. The naturalization applicant informed me that he or she understands every instruction, question, and answer on the request, including the **Naturalization Applicant's Certification**, and has verified the accuracy of every answer.

As the applicant's interpreter, you must sign on paper and provide your signature page to the applicant. Follow these steps:

1. Download the Interpreter Signature page
2. Print the Interpreter Signature page
3. Read and sign the Interpreter Signature page
4. Give the signed Interpreter Signature page to the applicant

The applicant will need to scan and upload your completed signature page on the next screen.

Upload

I can read and understand English, and I have read and understand every question and instruction on this request and my answer to every question.

Copies of any documents I have submitted are exact photocopies of unaltered, original documents, and I understand that USCIS may require that I submit original documents to USCIS at a later date. Furthermore, I authorize the release of any information from any and all of my records that USCIS may need to determine my eligibility for the immigration benefit that I seek.

I furthermore authorize release of information contained in this request, in supporting documents, and in my USCIS records, to other entities and persons where necessary for the administration and enforcement of U.S. immigration law.

I understand that USCIS may require me to appear for an appointment to take my biometrics and, at that time, if I am required to provide biometrics, I will be required to sign an oath reaffirming that:

1. I reviewed and provided or authorized all of the information in my request;
2. I understood all of the information contained in, and submitted with, my request; and
3. All of this information was complete, true, and correct at the time of filing.

I certify, under penalty of perjury, that I provided or authorized all of the information in my request, I understand all of the information contained in, and submitted with, my request, and that all of this information is complete, true, and correct.

[Date of signature]

uestions.)

Instructional Text

We will review your request to check for accuracy and completeness before you submit it.

We encourage you to provide as many responses as you can throughout the request, to the best of your knowledge. Missing information can slow down the review process after you submit your request.

You can return to this page to review your request as many times as you want before you submit it.

Refund Policy: USCIS does not refund fees, regardless of any action we take on your application, petition, or request. By continuing this transaction, you acknowledge that you must submit fees in the exact amount and that you are paying the fees for a government service.

You have one or more alerts and warnings based on the information you provided in your request.

A red alert means you have incomplete or incorrect responses to certain questions. You cannot submit your request with any alerts.

A yellow warning means you may be missing information or may need to follow-up with us about your responses. You can still submit your request, but some warnings may slow down the review process after you submit your request.

Here is a summary of all the information you provided in your request.

Make sure you have provided responses for everything that applies to you before you submit your request. You can edit your responses by going to each request section using the site navigation.

You must read and agree to the statement below.

Your preparer must read the statements below and select the statement that applies to him or her.

If your preparer is an attorney or accredited representative whose representation extends beyond preparation of this request, he or she may be obliged to submit a completed Form G-28 Notice of Entry of Appearance as Attorney or Accredited Representative with your request.

Your preparer must read and agree to the certification below.

Scan and upload your preparer's completed signature page below.

You must read and agree to the statement below.

Your interpreter must read and agree to the certification below.

Scan and upload your interpreter's completed signature page below.

You must read and agree to the statement below.

You must read and agree to the certification below. If you knowingly and willfully falsify or conceal a material fact or submit a false document with your request, we can deny your request and may deny any other immigration benefit. You may also face criminal prosecution and penalties provided by the law.

You must provide your digital signature below by typing your full legal name. We may deny your request if you do not completely fill out this request or fail to submit required documents. We will record the date of your signature with your application.

The final step to submit your Request for a Hearing on a Decision in Naturalization Proceedings is to pay the required fee.

Your application fee is: **\$700.00**

Refund Policy: USCIS does not refund fees, regardless of any action we take on your application, petition, or request. By continuing this transaction, you acknowledge that you must submit fees in the exact amount and that you are paying the fees for a government service.

We will send you to Pay.gov -- our safe, secure payment website -- to pay your fees and submit your form online.

Here are the steps in the payment and submission process:

1. Provide your billing information on Pay.gov
2. Provide your credit card or U.S. bank account information
3. Submit your payment

When you have paid your fee, your form will be submitted.

Pay.gov will redirect you to a uscis.gov confirmation screen, which will include your receipt number. Please keep a copy of your receipt number for your records. You can track the status of your request through your USCIS online account.



Revised Instructional Text

CTA (Call to Action/button title)

Review my request

Refund Policy: USCIS does not refund fees, regardless of any action we take on your application, petition or request, **or how long USCIS takes to reach a decision**. By continuing this transaction, you acknowledge that you must submit fees in the exact amount and that you are paying the fees for a government service.

Continue to sign and pay



The final step to submit your Request for a Hearing on a Decision in Naturalization Proceedings is to pay the required fee.

Your application fee is: **\$1,725**

Refund Policy: **By continuing this transaction, you agree that you are paying for a government service and that the filing fee, biometric services fee and all related financial transactions are final and not refundable, regardless of any action USCIS takes on an application, petition or request, or how long USCIS takes to reach a decision. You must submit all fees in the exact amounts.**

Pay and submit



Notes

[If Milnatz] There is no filing fee if you are a member or veteran of any branch of the U.S. Armed Forces filing on your own behalf.

**CTA is available if the preparer and
interpreter sections don't show.**

Sub-section only appears in navigation
if users indicate they have a preparer in
Getting Started section

New page

Sub-section only appears in navigation
if users indicate they have an
interpreter in Getting Started section

This question only shows if the
applicant does NOT have an interpreter

We will record the date on the backend



