

**Notice of Appeal from a Decision of an
Immigration Judge**

GENERAL INSTRUCTIONS

(Please read carefully before completing and filing Form EOIR-26)

A. When to Appeal:

- Use this form (Form EOIR-26) only to appeal a decision by an **Immigration Judge**. If you wish to appeal a decision of the U.S. Citizenship and Immigration Services (USCIS), you **must use a different form** (Form EOIR-29).
- Do not use this form (Form EOIR-26) to appeal the following Immigration Judge determinations:
Reasonable fear 8 C.F.R. § 1208.31(g)(1)
Credible fear 8 C.F.R. § 1208.30(g)(2)(iv)(A)
Claimed status review 8 C.F.R. § 1235.3(b)(5)(iv)

The Board does not have the authority to review such determinations. For additional information regarding the Board's review authority, please see the Board of Immigration Appeals Practice Manual, which is available on the EOIR website at www.justice.gov/eoir.

- You must send the Notice of Appeal so that it is **received by the Board** within thirty (30) calendar days after the Immigration Judge's oral decision, or **within thirty (30) calendar days** after the date the Immigration Judge's written decision was mailed (if no oral decision was rendered).
- Simply mailing your Notice of Appeal in thirty (30) days or less is not enough. Your Notice of Appeal must **arrive** at the Board in thirty (30) days or less. If your Notice of Appeal arrives late, your appeal will be dismissed.

B. Where to Appeal:

<i>Mail or deliver in person to this address:</i>	Board of Immigration Appeals Clerk's Office 5107 Leesburg Pike, Suite 2000 Falls Church, VA 22041
---	--

C. How to Appeal:

- Read **all of these instructions**. **Note:** If you are the person in proceedings, you are the "Respondent" or Applicant." You are **also** the "Appellant" if you are filing an appeal of a decision by an Immigration Judge.
- Fill out all **three pages** of the Notice of Appeal completely, answering items # 1 - 12 **in English only**.
- List in item # 1 the name(s) and Alien Number(s) ("A" numbers) of **all** Respondents/Applicants who are appealing the decision of the Immigration Judge.
- Sign item # 9.
- List the mailing address of the Respondent(s)/Applicant(s) in item # 10.
- Translate all documents that you attach to the Notice of Appeal into English. All translations must include the translator's statement stating that the translator is competent and that the translation is true and accurate.

- Write your name(s) and “A” Number(s) on all documents attached to the Notice of Appeal.
- Complete and sign the “Proof of Service” to show you did this (item # 12). Note: If you are the Respondent or Applicant, the “Opposing Party” is the Assistant Chief Counsel of the U.S. Immigration and Customs Enforcement (ICE) of the Department of Homeland Security (DHS).
- Your appeal may be rejected or dismissed if you fail to properly complete the “Proof of Service” (item # 12).
- Mail or give a copy of the completed Notice of Appeal and any attached documents to the opposing party.

D. Paying for the Appeal:

Attach the EOIR fee payment receipt or a check or money order to the Notice of Appeal for exactly one hundred and ten dollars (U.S. \$110) made payable to “United States Department of Justice.” If paying using the EOIR Payment Portal, you must provide proof of payment by printing and attaching the EOIR fee payment receipt to your appeal. All checks or money orders must be drawn on a bank located in the United States and must be payable in U.S. currency. If there are not sufficient funds in your account, or your electronic payment is declined, your appeal may be dismissed.

- EOIR Payment Portal may be accessed at the following web address: <https://ePay.eoir.justice.gov>. On the EOIR Payment Portal webpage, you will need to enter the A number associated with the Immigration Judge decision you are appealing, and select the appeal type - this information will be printed on your receipt once payment is complete. You will be redirected to the U.S. Treasury Pay.gov website to complete payment. Upon completion of your transaction, you will be directed back to the EOIR Payment Portal webpage to print your EOIR fee payment receipt. You must submit your EOIR fee payment receipt with your appeal form.
- Write the name(s) and “A” Number(s) of all Respondent(s)/Applicant(s) on the check or money order.
- Notice to Those Making Payment by Check. If you send us a check, the Board will convert it into an electronic funds transfer (EFT). This means we will copy your check and use the account information on it to electronically debit your account for the amount of the check. The debit from your account usually occurs within 24 hours of the deposit and your bank will show it on your regular account statement. You will not receive your original check back. We will destroy your original check, but will keep a copy of it. If the Board cannot process the EFT for technical reasons, you authorize us to process the copy in place of your original check. If your check is returned as unpayable, the appeal will be dismissed as improperly filed. If you cannot pay for the appeal, complete a Fee Waiver Request (Form EOIR-26A) and attach it to the Notice of Appeal. The Board will review your request and decide whether to allow the appeal without payment of the fee.
- [qw"cr r gcn'b c{ "dg'tglgevgf "qt'f'kuo kugf 'ki' { qw'hckl'v'uwdo k'c'hgg'r c{o gpvtgegr v'fee, qt"r'qr gtr' "eqo r rvgf " Hgg"Y ckgT"gs wguv"Hqto "GQKT/48C+."]

E. 'Ncy { gt 'qt "Tgr t gupvckg' Cmy gf <'

[qw'o c{ "dg'tgr t gupvckg' d{ "cp"cwqtpg{ "qt"tgr t gupvckg'y j q"ku'cwj qtk gf "vq"cr r gct "dghqtg"v'j g"GQKT'0'K" { qw"ctg" tgr t gupvckg' d{ "cp"cwqtpg{ "qt"cwj qtk gf "tgr t gupvckg." j g"qt"uj g"o wv'hkg.y kj "v'j g"P qvleg"qh'Cr r gcn" c"P qvleg"qh' Gpv { "qh'Cr r gctpeg"cu" Cwqtpg{ "qt" Tgr t gupvckg' Dghqtg'v'j g"Dqctf "qh'K o ki tcvkp "Cr r gcn" Hqto "GQKT/49+0]

F. Specify Reasons for the Appeal:

- Give specific details why you disagree with the Immigration Judge’s decision.
- Most appeals are reviewed by a single Board Member. If you assert that your appeal warrants review by a three-Board Member panel, you may identify the specific factual or legal basis for your contention.

- Cases will be reviewed by a three-member panel only if the case presents one of these circumstances:
 - The need to settle inconsistencies among the rulings of different Immigration Judges;
 - The need to establish a precedent construing the meaning of laws, regulations, or procedures;
 - The need to review a decision by an Immigration Judge that is not in conformity with the law or with applicable precedents;
 - The need to resolve a case or controversy of major national import;
 - The need to review a clearly erroneous factual determination by an Immigration Judge; or
 - The need to reverse the decision of an Immigration Judge other than a reversal under 8 C.F.R. § 1003.1(e)(5) (i.e., permitting a single Board Member to reverse a decision that has been affected by changes in statutes, regulations or caselaw.)
- Specify the finding(s) of fact, the conclusion(s) of law, or both, that you are challenging. If a question of law is presented, cite supporting legal authority. If the dispute is over the findings of fact, identify the specific facts you are challenging.
- Where the appeal concerns discretionary relief, state whether the alleged error relates to statutory grounds of eligibility or to the exercise of discretion. Identify the specific factual and legal findings you are challenging.
- If you do not give specific reasons, with details, in item # 6, or in attachments to your Notice of Appeal, the Board may dismiss your appeal on that basis alone.

G. Briefs:

- Indicate in item # 8 whether you intend to file an additional written brief or statement at a later date. The Board will send you a briefing schedule and, when appropriate, a transcript of the testimony.
- Even if you intend to file an additional brief or statement at a later date, you still must give detailed reasons for your appeal on the Notice of Appeal in item # 6 and attachments.

H. Oral Argument:

- If you ask for oral argument in item # 7, the Board will notify you if your request is granted.
- Even if you ask for oral argument, you still must give detailed reasons for your appeal on the Notice of Appeal in item #6 and attachments.
- The Board ordinarily will not grant a request for oral argument unless you also file a brief.
- If you request oral argument, you should also state in item # 6 why you believe your case warrants review by a three-member panel.

I. Change of Address:

- If you move after sending your Notice of Appeal to the Board, you must give your new address to the Board within five (5) working days after you move. Use an alien's Change of Address Form (Form EOIR-33/BIA).
- Attorneys or representatives must also let the Board know if they change addresses or phone numbers, using Form EOIR-27. An attorney's or representative's change of address notification is only effective for the case in which it is submitted.

J. Further Information:

- For further guidance please see the Board of Immigration Appeals *Practice Manual*, which is available on the EOIR website at www.justice.gov/eoir.

K. Paperwork Reduction Act:

- Under the Paperwork Reduction Act, a person is not required to respond to a collection of information unless it displays a valid OMB control number. We try to create forms and instructions that are accurate, can be easily understood, and which impose the least possible burden on you to provide us with information. The estimated average time to complete this form is thirty (30) minutes. If you have comments regarding the accuracy of this estimate, or suggestions for making this form simpler, you can write to the Executive Office for Immigration Review, Office of the General Counsel, 5107 Leesburg Pike, Suite 2600, Falls Church, Virginia 22041.

L. Privacy Act Notice:

- The information on this form is authorized by 8 C.F.R. §§ 1003.3, 1003.38 in order to appeal a decision of an Immigration Judge to the Board of Immigration Appeals. The information you provide is required to appeal the decision and failure to provide the requested information may result in denial of your request. EOIR may share this information with others in accordance with approved routine uses described in EOIR systems of records notice (SORN) Department of Justice/EOIR-001, Records and Management Information System, 69 FR 26178 (May 11, 2004) and 82 FR 24147 (May 25, 2017).
- If paying by check, EOIR is authorized by 5 U.S.C. § 552a(e)(3) to solicit and collect the information from your check, and to share this information with others in accordance with the approved routine uses described in system of records notice (SORN) Treasury/FMS.017, Collections Record-Treasury/Financial Management Services, 70 FR 34522;34532-33 (June 14, 2005)

Departure From the United States:

If you leave the United States after an Immigration Judge's decision in removal or deportation proceedings, but before you appeal the decision to the Board, you may have waived your right to appeal. If you leave the United States after filing an appeal with the Board, but before the Board decides your appeal, your appeal may be withdrawn and the Immigration Judge's decision put into effect as if you had never filed an appeal.

Summary Dismissal of Appeal:

The Board may summarily dismiss any appeal or portion of any appeal in which: (1) The appellant fails to specify the reasons for the appeal (see Part F); (2) The only reason specified by the appellant for his/her appeal involves a finding of fact or conclusion of law that was conceded by him/her at a prior proceeding; (3) The appeal is from an order that granted the appellant the relief that had been requested; (4) The appeal is filed for an improper purpose, such as unnecessary delay, or lacks an arguable basis in fact or law, unless the Board determines that it is supported by a good faith argument for extension, modification, or reversal of existing law; (5) The appellant indicates on Form EOIR-26 that he/she will file a separate brief or statement in support of the appeal and, thereafter, does not file such brief or statement, or reasonably explain his/her failure to do so, within the time set for filing (see Part G); (6) The appeal does not fall within the Board's jurisdiction or jurisdiction lies with the Immigration Judge rather than the Board; (7) The appeal is untimely or barred by an affirmative waiver of the right to appeal that is clear on the record; or (8) The appeal fails to meet essential statutory or regulatory requirements or is expressly excluded by statute or regulation.

WARNING! You must:

- Sign the Notice of Appeal (item # 9).
- Include the fee payment receipt, fee, or Fee Waiver Request (Form EOIR-26A).
- Complete and sign the Proof of Service.
- Make sure your appeal is **received** at the Board on or before the filing due date.

Notice of Appeal from a Decision of an
Immigration Judge

Staple Check or Money Order Here. Include Name(s) and "A" Number(s) on the face of the check or money order.

1. List Name(s) and "A" Number(s) of all Respondent(s)/Applicant(s):

For Official Use Only

! **WARNING:** Names and "A" Numbers of **everyone** appealing the Immigration Judge's decision must be written in item #1. The names and "A" numbers listed will be the only ones considered to be the subjects of the appeal.

2. I am the Respondent/Applicant DHS-ICE (Mark only one box.)

3. I am DETAINED NOT DETAINED (Mark only one box.)

4. My last hearing was at _____ (Location, City, State)

5. **What decision are you appealing?**

Mark only one box below. If you want to appeal more than one decision, you must use more than one Notice of Appeal (Form EOIR-26).

I am filing an appeal from the Immigration Judge's decision in **merits proceedings** (example: removal, deportation, exclusion, asylum, etc.) dated _____.

I am filing an appeal from the Immigration Judge's decision in **bond proceedings** dated _____ . (For DHS use only: Did DHS invoke the automatic stay provision before the Immigration Court? Yes. No.)

I am filing an appeal from the Immigration Judge's decision **denying a motion to reopen or a motion to reconsider** dated _____.

(Please attach a copy of the Immigration Judge's decision that you are appealing.)

6. State in detail the reason(s) for this appeal. Please refer to the General Instructions at item F for further guidance. You are not limited to the space provided below; use more sheets of paper if necessary. Write your name(s) and "A" number(s) on every sheet.

(Attach additional sheets if necessary)



WARNING: You must clearly explain the specific facts and law on which you base your appeal of the Immigration Judge's decision. The Board may summarily dismiss your appeal if it cannot tell from this Notice of Appeal, or any statements attached to this Notice of Appeal, why you are appealing.

7. Do you desire oral argument before the Board of Immigration Appeals? Yes No
8. Do you intend to file a separate written brief or statement after filing this Notice of Appeal? Yes No



WARNING: If you mark "Yes" in item #7, you should also include in your statement above why you believe your case warrants review by a three-member panel. The Board ordinarily will not grant a request for oral argument unless you also file a brief.

If you mark "Yes" in item #8, you will be expected to file a written brief or statement after you receive a briefing schedule from the Board. The Board may summarily dismiss your appeal if you do not file a brief or statement within the time set in the briefing schedule.

8. **Print Name:** _____

9. **Sign Here:** 

X _____

Signature of Person Appealing
(or attorney or representative)

_____ Date

10.

Mailing Address of Respondent(s)/Applicant(s)

(Name)


(Street Address)

(Apartment or Room Number)

(City, State, Zip Code)

(Telephone Number)

11.

Mailing Address of Attorney or Representative for the Respondent(s)/Applicant(s) 

(Name)


(Street Address)

(Suite or Room Number)


(City, State, Zip Code)

(Telephone Number)

NOTE: You must notify the Board within five (5) working days if you move to a new address or change your telephone number. You must use the Change of Address Form/Board of Immigration Appeals (Form EOIR-33/BIA).


NOTE: If an attorney or representative signs this appeal for you, he or she must file *with this appeal*, a Notice of Entry of Appearance as Attorney or Representative Before the Board of Immigration Appeals (Form EOIR-27). 

12.

PROOF OF SERVICE (You Must Complete This)		
I _____	mailed or delivered a copy of this Notice of Appeal	
(Name)		
on _____	to _____	_____
(Date)		(Opposing Party)
at _____	_____	
	(Number and Street, City, State, Zip Code)	
SIGN HERE 	X	_____
		Signature
NOTE: If you are the Respondent or Applicant, the "Opposing Party" is the Assistant Chief Counsel of DHS - ICE.		
WARNING: If you do not complete this section properly, your appeal will be rejected or dismissed.		
WARNING: If you do not attach the fee payment receipt, fee, or a completed Fee Waiver Request (Form EOIR-26A) to this appeal, your appeal may be rejected or dismissed.		

HAVE YOU?

- Read all of the General Instructions.
- Provided all of the requested information.
- Completed this form in English.
- Provided a certified English translation for all non-English attachments.
- Signed the form.

- Served a copy of this form and all attachments on the opposing party.
- Completed and signed the Proof of Service
- Attached the required fee payment receipt, fee, or Fee Waiver Request.
- If represented by attorney or representative  attach a completed and signed EOIR-27 for each respondent or applicant.